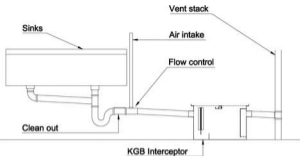
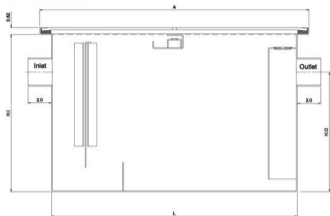


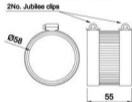
DETAIL TO SHOW TYPICAL APPLICATION



SECTION THROUGH

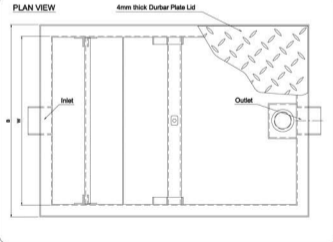


2" CONNECTION RING



Model	Inlet / Outlet (mm)	Dimensions (mm)	Grease Capacity (kg)	Capacity to Inlet / Outlet	Mesh per day	Flow Rate (L.P.M)	Height to outlet (mm)
KGB-7	50	400 x 330 x 350	7	30L	90	27	240
KGB-15	50	630 x 420 x 360	14	60L	100	57	280
KGB-25	50	780 x 470 x 440	24	107L	180	95	290
KGB-35	50	810 x 530 x 500	32	155L	220	133	360
KGB-50	110	840 x 620 x 600	45	270L	320	190	420
KGB-75	110	1040 x 700 x 780	70	305L	480	285	460
KGB-100	110	1135 x 800 x 800	90	432L	640	380	530

PLAN VIEW



MILD STEEL GREASE TRAPS

NOTES:



D			
C			
B			
A	22.06.11	PKK	General Revision
Rev	Date	Name	Description

www.greasetrapsukonline.co.uk

Project
MILD STEEL GREASE TRAPS

Drawing Title

Scale	Drawn	Checked	Date
①A3	PKK		
Contract No	Drawing No	Rev	